



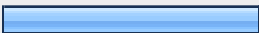
1. I have been told about the study and I know why it is being done and what to do. I know that I do not have to do it if I do not want to. If I have questions I can ask my teacher. I know that I can stop at any time.		
	Response Percent	Response Count
I understand and will begin the survey. <div></div>	100.0%	70
I would rather not do it.	0.0%	0
	answered question	70
	skipped question	0

## 2. Where do you go to school?







	Response Percent	Response Count
IS 53	0.0%	0
IS 109	0.0%	0
IS 137	0.0%	0
IS 192	0.0%	0
IS 210	0.0%	0
IS 226	0.0%	0
IS 238	0.0%	0
MS 202	0.0%	0
PS 42	0.0%	0
PS 197	0.0%	0
PS 223	0.0%	0
PS/IS 116	0.0%	0
PS/IS 225	0.0%	0
Al-Ihsan Academy	0.0%	0
August Martin HS	0.0%	0
Beach Channel HS	0.0%	0
Business Computer Application HS	0.0%	0
Christ Lutheran School	0.0%	0
Devine Mercy Catholic Academy Elementary and Middle School	0.0%	0
Far Rockaway HS	0.0%	0
Grace Lutheran Day School	0.0%	0
John Adams HS	0.0%	0
Richmond Hill HS	0.0%	0
<b>St. Francis De Sales School</b>	<b>100.0%</b>	<b>70</b>

St. Joachim and Anne	0.0%	0
St. Joseph's Parish Day	0.0%	0
St. Rose of Lima School	0.0%	0
Other	0.0%	0
other school (please specify)		0
<b>answered question</b>		<b>70</b>
<b>skipped question</b>		<b>0</b>

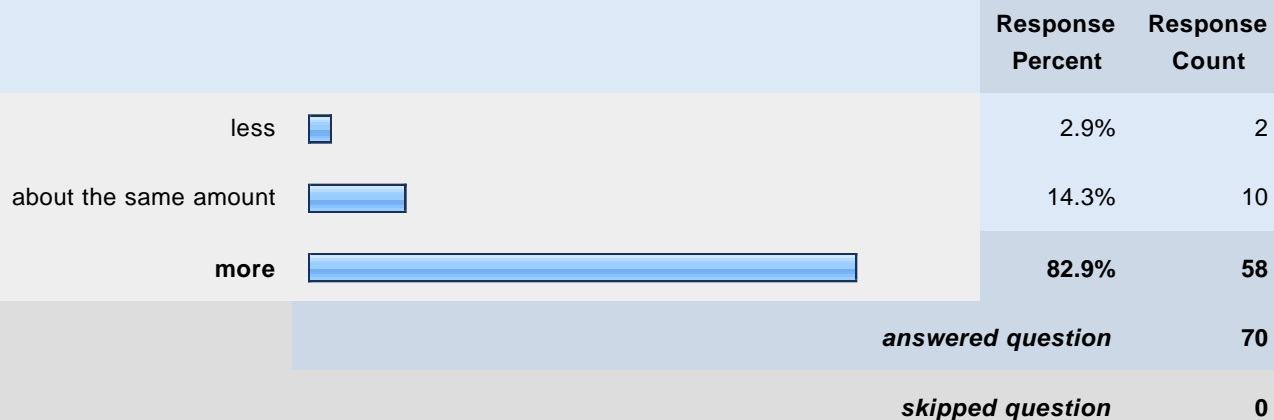
### 3. What grade are you in?

	Response Percent	Response Count
3 	31.4%	22
4 	30.0%	21
5 	38.6%	27
<b>answered question</b>		<b>70</b>
<b>skipped question</b>		<b>0</b>

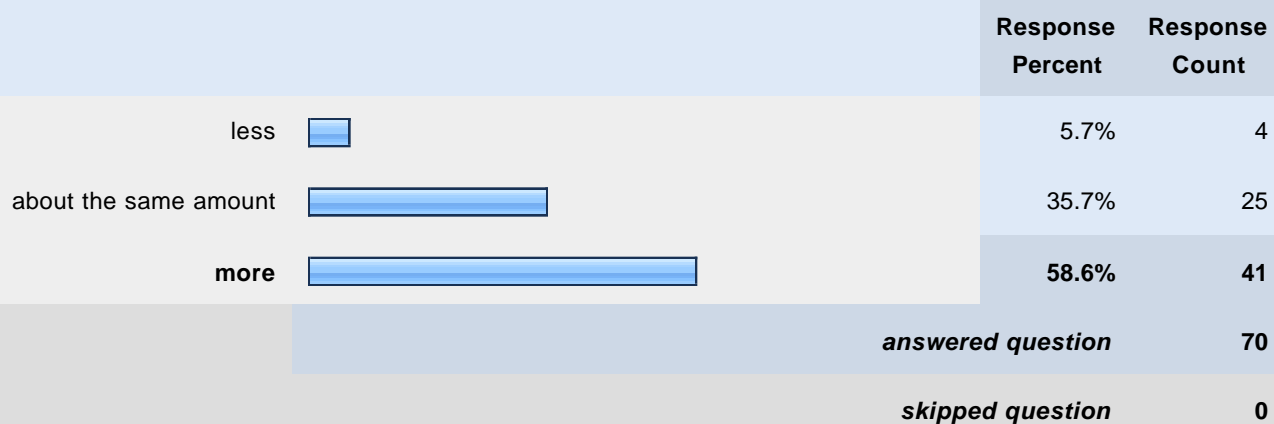
### 4. How often do you use your computer at home for homework?

	Response Percent	Response Count
I don't have a computer at home 	2.9%	2
I don't use my home computer for homework 	21.4%	15
A few times a year 	24.3%	17
About once a month 	10.0%	7
<b>About once a week</b> 	<b>32.9%</b>	<b>23</b>
Almost every night 	8.6%	6
<b>answered question</b>		<b>70</b>
<b>skipped question</b>		<b>0</b>


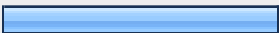



## 5. Compared to last year, this year my teachers are using computers...





## 6. Compared to last year, this year students in my grade are using computers...





### 7. During this school year, how much time per week did you spend using computers in your class(es)?

	Response Percent	Response Count
Not at all 	10.0%	7
Once a week 	41.4%	29
2 times a week 	18.6%	13
3 or 4 times a week 	7.1%	5
Every day 	22.9%	16
<i>answered question</i>		<b>70</b>
<i>skipped question</i>		<b>0</b>



### 8. During this school year, I typed up reports and assignments.

	Response Percent	Response Count
Yes 	93.7%	59
No 	6.3%	4
<i>answered question</i>		<b>63</b>
<i>skipped question</i>		<b>7</b>



### 9. During this school year, I made spreadsheets and graphs.

	Response Percent	Response Count
Yes 	65.1%	41
No 	34.9%	22
<i>answered question</i>		<b>63</b>
<i>skipped question</i>		<b>7</b>



### 10. During this school year, I used blogs to communicate with other students and teachers

	Response Percent	Response Count
Yes 	39.7%	25
No 	60.3%	38
<i>answered question</i>		63
<i>skipped question</i>		7

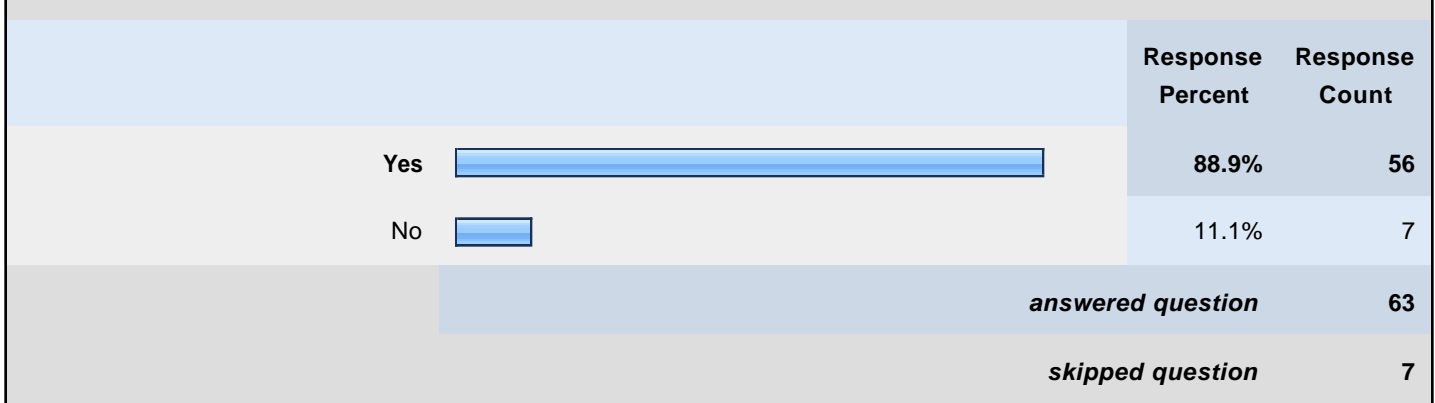
### 11. During this school year, I did research on the Internet for a report or assignment.

	Response Percent	Response Count
Yes 	96.8%	61
No 	3.2%	2
<i>answered question</i>		63
<i>skipped question</i>		7

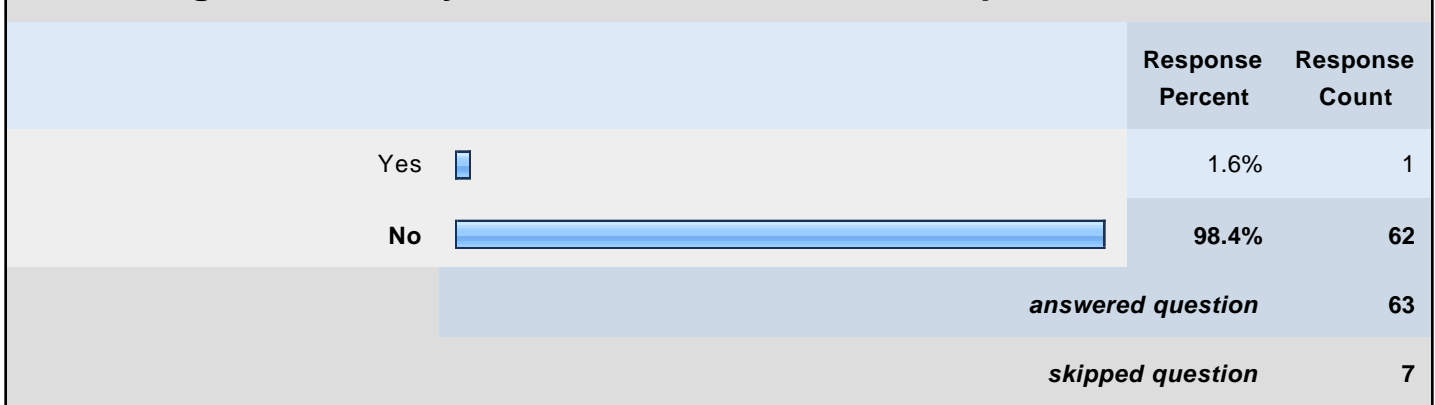
### 12. During this school year, I made a PowerPoint presentation.

	Response Percent	Response Count
Yes 	65.1%	41
No 	34.9%	22
<i>answered question</i>		63
<i>skipped question</i>		7


### 13. During this school year, I used the computer to make a graphic novel.




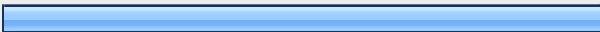
### 14. During this school year, I took a test on the computer.





### 15. During this school year, I used a computer program to improve my study skills or learning skills.




### 16. During this school year, I made or listened to a podcast.

	Response Percent	Response Count
Yes 	9.5%	6
No 	90.5%	57
<i>answered question</i>		63
<i>skipped question</i>		7

### 17. During this school year, I made or edited a webpage or worked in a web environment, like a wikispace.



	Response Percent	Response Count
Yes 	7.9%	5
No 	92.1%	58
<i>answered question</i>		63
<i>skipped question</i>		7

### 18. This school year, I collected data using equipment that go with the computer, like probes or PDAs.



	Response Percent	Response Count
Yes	0.0%	0
No 	100.0%	63
<i>answered question</i>		63
<i>skipped question</i>		7











### 19. This school year, I made or edited a video or movie.

	Response Percent	Response Count
Yes 	4.8%	3
No 	95.2%	60
<i>answered question</i>		63
<i>skipped question</i>		7

### 20. During the past school year, I created or contributed to a web-based map or timeline.

	Response Percent	Response Count
Yes 	3.2%	2
No 	96.8%	61
<i>answered question</i>		63
<i>skipped question</i>		7

## 21. In which subjects do you use technology. (Check all that apply)

		Response Percent	Response Count
Math		38.1%	24
Sciences		54.0%	34
English Language Arts		65.1%	41
Social Studies		87.3%	55
Art		1.6%	1
Music		3.2%	2
Physical Education/Gym		0.0%	0
ESL or ELL		1.6%	1
<b>Computer Class</b>		<b>96.8%</b>	<b>61</b>
Multi-Media		0.0%	0
None of the Above		0.0%	0
Other (please specify)			0
<b>answered question</b>			<b>63</b>
<b>skipped question</b>			<b>7</b>

## 22. Do you know how to use the following equipment, applications or web sites?

	Yes	No	Response Count
Digital camera or video	87.1% (61)	12.9% (9)	70
Audacity or GarageBand	7.1% (5)	92.9% (65)	70
iMovie or Movie Maker	14.3% (10)	85.7% (60)	70
Wikispaces	5.7% (4)	94.3% (66)	70
Teacher/Classroom Blogs	40.0% (28)	60.0% (42)	70
Comic Life	97.1% (68)	2.9% (2)	70
	answered question		70
	skipped question		0

## 23. How much do you agree with these statements?

	I agree	I'm not sure	I disagree	Rating Average	Response Count
I am able to learn more when I use computers in my school.	<b>71.4% (50)</b>	27.1% (19)	1.4% (1)	1.30	70
I work harder on my assignments when I am using a computer.	<b>48.6% (34)</b>	32.9% (23)	18.6% (13)	1.70	70
I would be a better student if I got to use technology more in school.	<b>52.2% (36)</b>	30.4% (21)	17.4% (12)	1.65	69
Teachers in this school know a lot about how to use computers to help students learn more.	45.7% (32)	<b>48.6% (34)</b>	5.7% (4)	1.60	70
There are enough computers in my school for students to use for their schoolwork.	22.1% (15)	23.5% (16)	<b>54.4% (37)</b>	2.32	68
I am using computers in my class (es) in ways that other students in this school are not.	<b>53.6% (37)</b>	18.8% (13)	27.5% (19)	1.74	69
I have shown other students how to do things with computers.	<b>70.0% (49)</b>	14.3% (10)	15.7% (11)	1.46	70
I have shown a teacher how to do things with computers.	27.1% (19)	22.9% (16)	<b>50.0% (35)</b>	2.23	70
I use computers more in my class (es) than other students in this school	32.9% (23)	<b>38.6% (27)</b>	28.6% (20)	1.96	70
<b>answered question</b>					<b>70</b>
<b>skipped question</b>					<b>0</b>